

STATEMENT OF APPROPRIATION, ALLOTMENTS, OBLIGATIONS, DISBURSEMENTS AND BALANCES
For the Year Ending December 31, 2016

Department : National Economic and Development Authority (NEDA)
 Agency : Office of the Director-General
 Operating Units : NEDA Regional Offices
 Organization Code (UACS) : 24001010000
 Funding Source Code : 101

FAR 1

	Current Year Appropriation
	Supplemental Appropriation
	Continuing Appropriation

NEDA Regional Office

IV-A

PARTICULARS 1	UACS CODE 2	Appropriations		Allotments		Current Year Obligations		Current Year Disbursement		Balances			
		Authorized	Appropriation	Allotments Received	Adjusted Total Allotments 10=(6+(-)7)+8+9	4th Quarter ending Dec. 31 14	Total 15=(11+12+13+14)	4th Quarter ending Dec. 31 19	Total 20=16+17+18+19	Unreleased Appropriations 21=(5-10)	Unobligated Allotment 22=10-15	Unpaid Obligations (15-20) = (23+24)	
												Due and Demandable 23	Not Yet Due and Demandable 24
Maint. & Other Operating Exp.(MOOE)			66,000.00	66,000.00	58,742.00	31,002.00	58,742.00	31,002.00	58,742.00	-	-	-	-
Financial Expenses				-	-	-	-	-	-	-	-	-	-
Capital Outlay				-	-	-	-	-	-	-	-	-	-
Total A.III.b.			66,000.00	66,000.00	58,742.00	31,002.00	58,742.00	31,002.00	58,742.00	-	-	-	-
Total MOF 2			2,735,000.00	2,735,000.00	2,650,984.00	603,709.03	2,650,984.00	603,709.03	2,650,984.00	-	-	-	-
MFO 3: INVESTMENT PROGRAMMING SERVICES	303000000												
A.III.c.1	303010000												
Personal Services			2,515,000.00	2,515,000.00	2,515,000.00		2,515,000.00		2,515,000.00	-	-	-	-
Maint. & Other Operating Exp.(MOOE)			874,000.00	874,000.00	803,324.00	547,252.35	803,324.00	547,252.35	803,324.00	-	-	-	-
Financial Expenses				-	-	-	-	-	-	-	-	-	-
Capital Outlay				-	-	-	-	-	-	-	-	-	-
Total MFO 3			3,389,000.00	3,389,000.00	3,318,324.00	547,252.35	3,318,324.00	547,252.35	3,318,324.00	-	-	-	-
MFO 4: MONITORING AND EVALUATION SERVICES	304000000												
A.III.d.1.a (NCO/NRO)	304010001												
Personal Services			2,839,000.00	2,839,000.00	2,839,000.00	209,897.51	2,839,000.00	209,897.51	2,839,000.00	-	-	-	-
Maint. & Other Operating Exp.(MOOE)			323,000.00	323,000.00	189,789.00	96,976.00	189,789.00	96,976.00	189,789.00	-	-	-	-
Financial Expenses				-	-	-	-	-	-	-	-	-	-
Capital Outlay				-	-	-	-	-	-	-	-	-	-
Total MFO 4			3,162,000.00	3,162,000.00	3,028,789.00	306,873.51	3,028,789.00	306,873.51	3,028,789.00	-	-	-	-
Total Operations			13,270,000.00	13,270,000.00	12,831,183.00	2,305,801.02	12,831,183.00	2,305,801.02	12,831,183.00	-	-	-	-
Total Agency Specific Budget			22,247,000.00	22,247,000.00	23,447,000.00	5,490,142.23	23,445,500.00	5,490,142.23	23,445,500.00	-	1,500.00	-	-
Personal Services	PS		16,372,000.00	16,372,000.00	17,172,718.00	2,750,762.50	17,172,718.00	2,750,762.50	17,172,718.00	-	-	-	-
Miscellaneous and Other Operating Ex	MOOE		4,875,000.00	4,875,000.00	4,074,282.00	540,879.73	4,074,282.00	540,879.73	4,074,282.00	-	-	-	-
Financial Expenses	FE		-	-	-	-	-	-	-	-	-	-	-
Capital Outlay	CO		1,000,000.00	1,000,000.00	2,200,000.00	2,198,500.00	2,198,500.00	2,198,500.00	2,198,500.00	-	1,500.00	-	-
Total			22,247,000.00	22,247,000.00	23,447,000.00	5,490,142.23	23,445,500.00	5,490,142.23	23,445,500.00	-	1,500.00	-	-
										(157,912.09)			
II. AUTOMATIC APPROPRIATIONS													
Retirement and Life Insurance Premium													
Personal Services			1,561,000.00	1,561,000.00	1,561,000.00	145,784.67	1,561,000.00	145,784.67	1,561,000.00	-	-	-	-

STATEMENT OF APPROPRIATION, ALLOTMENTS, OBLIGATIONS, DISBURSEMENTS AND BALANCES
For the Year Ending December 31, 2016

Department : National Economic and Development Authority (NEDA)
 Agency : Office of the Director-General
 Operating Units : NEDA Regional Offices
 Organization Code (UACS) : 24001010000
 Funding Source Code : 101

FAR 1

	Current Year Appropriation
	Supplemental Appropriation
	Continuing Appropriation

NEDA Regional Office

IV-A

PARTICULARS 1	UACS CODE 2	Appropriations		Allotments		Current Year Obligations		Current Year Disbursement		Balances		Unpaid Obligations (15-20) = (23+24)	
		Authorized 3	Appropriation 3	Allotments Received 6	Adjusted Total Allotments 10=(6+(-)7)-8+9	4th Quarter ending Dec. 31 14	Total 15=(11+12+13+14)	4th Quarter ending Dec. 31 19	Total 20=16+17+18+19	Unreleased Appropriations 21=(5-10)	Unobligated Allotment 22=10-15	Due and Demandable 23	Not Yet Due and Demandable 24
Maint. & Other Operating Exp.(MOOE)				-	-					-			
Financial Expenses				-	-					-			
Capital Outlay				-	-					-			
Total RLIP			1,561,000.00	1,561,000.00	1,561,000.00	145,784.67	1,561,000.00	145,784.67	1,561,000.00				
Customs Duties and Taxes													
Personal Services				-	-					-			
Maint. & Other Operating Exp.(MOOE)				-	-					-			
Financial Expenses				-	-					-			
Capital Outlay				-	-					-			
Total CDT				-	-					-			
Total Automatic Appropriations			1,561,000.00	1,561,000.00	1,561,000.00	145,784.67	1,561,000.00	145,784.67	1,561,000.00				
Personal Services	PS		1,561,000.00	1,561,000.00	1,561,000.00	145,784.67	1,561,000.00	145,784.67	1,561,000.00				
Miscellaneous and Other Operating Ex	MOOE		-	-	-	-	-	-	-				
Financial Expenses	FE		-	-	-	-	-	-	-				
Capital Outlay	CO		-	-	-	-	-	-	-				
Total			1,561,000.00	1,561,000.00	1,561,000.00	145,784.67	1,561,000.00	145,784.67	1,561,000.00				
III. SPECIAL PURPOSE FUND													
Miscellaneous Personnel Benefits Fund													
Personal Services				-	2,569,500.00	2,569,500.00	2,569,500.00	2,569,500.00	2,569,500.00				
Maint. & Other Operating Exp.(MOOE)				-	-					-			
Financial Expenses				-	-					-			
Capital Outlay				-	-					-			
Total MPBF				-	2,569,500.00	2,569,500.00	2,569,500.00	2,569,500.00	2,569,500.00				
Total SPECIAL PURPOSE FUND				-	2,569,500.00	2,569,500.00	2,569,500.00	2,569,500.00	2,569,500.00				
Personal Services	PS			-	2,569,500.00	2,569,500.00	2,569,500.00	2,569,500.00	2,569,500.00				
Miscellaneous and Other Operating Ex	MOOE			-	-								
Financial Expenses	FE			-	-								
Capital Outlay	CO			-	-								
Total				-	2,569,500.00	2,569,500.00	2,569,500.00	2,569,500.00	2,569,500.00				

STATEMENT OF APPROPRIATION, ALLOTMENTS, OBLIGATIONS, DISBURSEMENTS AND BALANCES
For the Year Ending December 31, 2016

Department : National Economic and Development Authority (NEDA)
 Agency : Office of the Director-General
 Operating Units : NEDA Regional Offices
 Organization Code (UACS) : 24001010000
 Funding Source Code : 101

FAR 1

	Current Year Appropriation
	Supplemental Appropriation
	Continuing Appropriation

NEDA Regional Office IV-A

PARTICULARS 1	UACS CODE 2	Appropriations		Allotments		Current Year Obligations		Current Year Disbursement		Balances		Unpaid Obligations (15-20) = (23+24)	
		Authorized 3	Appropriation 3	Allotments Received 6	Adjusted Total Allotments 10=(6+(-7)-8+9)	4th Quarter ending Dec. 31 14	Total 15=(11+12+13+14)	4th Quarter ending Dec. 31 19	Total 20=16+17+18+19	Unreleased Appropriations 21=(5-10)	Unobligated Allotment 22=10-15)	Due and Demandable 23	Not Yet Due and Demandable 24
GRAND TOTAL			23,808,000.00	23,808,000.00	27,577,500.00	8,205,426.90	27,576,000.00	8,205,426.90	27,576,000.00	1,500.00			
Personnal Services	PS		17,933,000.00	17,933,000.00	21,303,218.00	5,466,047.17	21,303,218.00	5,466,047.17	21,303,218.00	-	-	-	-
Miscellaneous and Other Operating Ex	MOOE		4,875,000.00	4,875,000.00	4,074,282.00	540,879.73	4,074,282.00	540,879.73	4,074,282.00	-	-	-	-
Financial Expenses	FE		-	-	-	-	-	-	-	-	-	-	-
Capital Outlay	CO		1,000,000.00	1,000,000.00	2,200,000.00	2,198,500.00	2,198,500.00	2,198,500.00	2,198,500.00	-	1,500.00	-	-
Total			23,808,000.00	23,808,000.00	27,577,500.00	8,205,426.90	27,576,000.00	8,205,426.90	27,576,000.00	-	1,500.00	-	-
Recapitulation									5,632,595.59				
									21,967,053.60				
MFO 1			3,984,000.00	3,984,000.00	3,833,086.00	847,966.13	3,833,086.00	847,966.13	3,833,086.00	-	-	-	-
MFO 2			2,735,000.00	2,735,000.00	2,650,984.00	603,709.03	2,650,984.00	603,709.03	2,650,984.00	-	-	-	-
MFO 3			3,389,000.00	3,389,000.00	3,318,324.00	547,252.35	3,318,324.00	547,252.35	3,318,324.00	-	-	-	-
MFO 4			3,162,000.00	3,162,000.00	3,028,789.00	306,873.51	3,028,789.00	306,873.51	3,028,789.00	-	-	-	-
Total			13,270,000.00	13,270,000.00	12,831,183.00	2,305,801.02	12,831,183.00	2,305,801.02	12,831,183.00	-	-	-	-
OF WHICH:													
Major Programs/Projects													
KRA No. 1 - Rapid, inclusive and sustained economic grow			23,808,000.00	23,808,000.00	27,577,500.00	8,205,426.90	27,576,000.00	8,205,426.90	27,576,000.00	-	1,500.00	-	-

Prepared by:




Ceazar Matthew D. Monterola
 OIC-Supervising AO/Budget Officer/Accountant III

Certified Correct by:



Arlita E. Lopez
 Chief Finance and Admin Division

Approved by:



Luis G. Banua
 Regional Director

STATEMENT OF APPROPRIATION, ALLOTMENTS, OBLIGATIONS, DISBURSEMENTS AND BALANCES
For the Year Ending December 31, 2016

Department : National Economic and Development Authority (NEDA)
Agency : Office of the Director-General
Operating Units : NEDA Regional Offices
Organization Code (UACS) : 24001010000
Funding Source Code : 101

FAR 1

	Current Year Appropriation
	Supplemental Appropriation
	Continuing Appropriation

NEDA Regional Office

IV-A

PARTICULARS	UACS CODE	Appropriations		Allotments	Current Year Obligations		Current Year Disbursement		Balances				
		Authorized	Appropriation	Adjusted Total Allotments	4th Quarter ending Dec. 31	Total	4th Quarter ending Dec. 31	Total	Unreleased Appropriations	Unobligated Allotment	Unpaid Obligations (15-20) = (23+24)		
		3	5=(3+4)	10=(6+(-7)-8+9)	14	15=(11+12+13+14)	19	20=16+17+18+19)			21=(5-10)	22=(10-15)	23
1. AGENCY SPECIFIC BUDGET													
General Administration Support (GAS)	100000000												
A.1.a. General Management and Supervision(C	100010000												
<i>Personal Services</i>	50100000-00		-	-		-		-	-	-	-	-	-
Maint. & Other Operating Exp.(MOOE)	50200000-00	7,020.00	7,020.00	7,020.00	7,020.00	7,020.00	7,020.00	7,020.00	-	-	-	-	-
Financial Expenses			-	-		-		-	-	-	-	-	-
Capital Outlay	50600000-00		-	-		-		-	-	-	-	-	-
Total A.1.a. (CO/NRO)		7,020.00	7,020.00	7,020.00	7,020.00	7,020.00	7,020.00	7,020.00	-	-	-	-	-
A.1.c. Human Resource Development	100030000												
<i>Personal Services</i>			-	-		-		-	-	-	-	-	-
Maint. & Other Operating Exp.(MOOE)			218,991.56	218,991.56		218,991.56		218,991.56	-	-	-	-	-
Financial Expenses			-	-		-		-	-	-	-	-	-
Capital Outlay			-	-		-		-	-	-	-	-	-
Total A.1.c.			218,991.56	218,991.56		218,991.56		218,991.56	-	-	-	-	-
Total GAS		7,020.00	226,011.56	226,011.56	7,020.00	226,011.56	7,020.00	226,011.56	-	-	-	-	-
OPERATIONS	300000000												
MFO 1: SOCIO-ECONOMIC AND PHYSICAL PLANNING AND POLICY SERVICES	301000000												
Formulation and Updating of National, Inter-regional, Regional and Sectoral Socio Economic, Physical and DevT Policies and Plans	301010000												
<i>Personal Services</i>			-	-		-		-	-	-	-	-	-
Maint. & Other Operating Exp.(MOOE)			150,000.00	150,000.00	150,000.00	150,000.00	150,000.00	150,000.00	-	-	-	-	-
Financial Expenses			-	-		-		-	-	-	-	-	-
Capital Outlay			-	-		-		-	-	-	-	-	-
Total A.III.a			150,000.00	150,000.00	150,000.00	150,000.00	150,000.00	150,000.00	-	-	-	-	-
MFO 2: TECHNICAL SUPPORT AND ADVISORY SERVICES	302000000												
Prov. Of Tech. Support Services to the NEDA Board and its Committees.	302010000												
<i>Personal Services</i>			-	-		-		-	-	-	-	-	-
Maint. & Other Operating Exp.(MOOE)			50,000.00	50,000.00	50,000.00	50,000.00	50,000.00	50,000.00	-	-	-	-	-
Financial Expenses			-	-		-		-	-	-	-	-	-
Capital Outlay			-	-		-		-	-	-	-	-	-
Total MOF 2			50,000.00	50,000.00	50,000.00	50,000.00	50,000.00	50,000.00	-	-	-	-	-
MFO 3: INVESTMENT PROGRAMMING SERVICES	303000000												
A.III.c.1	303010000												
<i>Personal Services</i>			-	-		-		-	-	-	-	-	-
Maint. & Other Operating Exp.(MOOE)		1,979.76	1,979.76	1,979.76	1,979.76	1,979.76	1,979.76	1,979.76	(0.00)	-	-	-	-
Financial Expenses			-	-		-		-	-	-	-	-	-
Capital Outlay			-	-		-		-	-	-	-	-	-
Total A.III.c.1		1,979.76	1,979.76	1,979.76	1,979.76	1,979.76	1,979.76	1,979.76	(0.00)	-	-	-	-

STATEMENT OF APPROPRIATION, ALLOTMENTS, OBLIGATIONS, DISBURSEMENTS AND BALANCES
For the Year Ending December 31, 2016

Department : National Economic and Development Authority (NEDA)
Agency : Office of the Director-General
Operating Units : NEDA Regional Offices
Organization Code (UACS) : 24001010000
Funding Source Code : 101


FAR 1

	Current Year Appropriation
	Supplemental Appropriation
	Continuing Appropriation

NEDA Regional Office IV-A

PARTICULARS 1	UACS CODE 2	Appropriations		Allotments	Current Year Obligations		Current Year Disbursement		Unreleased Appropriations 21=(5-10)	Balances		Unpaid Obligations (15-20) = (23+24)	
		Authorized	Appropriation	Adjusted Appropriations	Adjusted Total Allotments	4th Quarter ending Dec. 31	Total	4th Quarter ending Dec. 31		Total	Unobligated Allotment 22=10-15	Due and Demandable 23	Not Yet Due and Demandable 24
		3	5=(3+4)	10=(6+(-7)-8+9)	14	15=(11+12+13+14)	19	20=16+17+18+19					
Total A.III.c.3		-	-	-	-	-	-	-	-	-	-	-	-
Total MFO 3		1,979.76	1,979.76	1,979.76	1,979.76	1,979.76	1,979.76	1,979.76	(0.00)	-	-	-	-
MFO 4: MONITORING AND EVALUATION SERVICES	304000000												
A.III.d.1.a (NCO/NRO)	304010001												
Personal Services		-	-	-	-	-	-	-	-	-	-	-	-
Maint. & Other Operating Exp.(MOOE)		3,855.22	53,855.22	53,855.22	3,855.22	53,855.22	3,855.22	53,855.22	-	-	-	-	-
Financial Expenses		-	-	-	-	-	-	-	-	-	-	-	-
Capital Outlay		-	-	-	-	-	-	-	-	-	-	-	-
Total A.III.d.1.a		3,855.22	53,855.22	53,855.22	3,855.22	53,855.22	3,855.22	53,855.22	-	-	-	-	-
Total MFO 4		3,855.22	53,855.22	53,855.22	3,855.22	53,855.22	3,855.22	53,855.22	-	-	-	-	-
Total Operations		5,834.98	255,834.98	255,834.98	155,834.98	255,834.98	155,834.98	255,834.98	(0.00)	-	-	-	-
Total Agency Specific Budget		12,854.98	481,846.54	481,846.54	162,854.98	481,846.54	162,854.98	481,846.54	(0.00)	-	-	-	-
Personal Services	PS	-	-	-	-	-	-	-	-	-	-	-	-
Miscellaneous and Other Operating Exp.	MOOE	12,854.98	481,846.54	481,846.54	162,854.98	481,846.54	162,854.98	481,846.54	(0.00)	-	-	-	-
Financial Expenses	FE	-	-	-	-	-	-	-	-	-	-	-	-
Capital Outlay	CO	-	-	-	-	-	-	-	-	-	-	-	-
Total		12,854.98	481,846.54	481,846.54	162,854.98	481,846.54	162,854.98	481,846.54	(0.00)	-	-	-	-
							970,255.19						
GRAND TOTAL		12,854.98	481,846.54	481,846.54	162,854.98	481,846.54	162,854.98	481,846.54	(0.00)	-	-	-	-
Personal Services	PS	-	-	-	-	-	-	-	-	-	-	-	-
Miscellaneous and Other Operating Exp.	MOOE	12,854.98	481,846.54	481,846.54	162,854.98	481,846.54	162,854.98	481,846.54	(0.00)	-	-	-	-
Financial Expenses	FE	-	-	-	-	-	-	-	-	-	-	-	-
Capital Outlay	CO	-	-	-	-	-	-	-	-	-	-	-	-
Total		12,854.98	481,846.54	481,846.54	162,854.98	481,846.54	162,854.98	481,846.54	(0.00)	-	-	-	-
Recapitulation													
MFO 1		-	150,000.00	150,000.00	150,000.00	150,000.00	150,000.00	150,000.00	-	-	-	-	-
MFO 2		-	50,000.00	50,000.00	-	50,000.00	-	50,000.00	-	-	-	-	-
MFO 3		1,979.76	1,979.76	1,979.76	1,979.76	1,979.76	1,979.76	1,979.76	(0.00)	-	-	-	-
MFO 4		3,855.22	53,855.22	53,855.22	3,855.22	53,855.22	3,855.22	53,855.22	-	-	-	-	-
Total		5,834.98	255,834.98	255,834.98	155,834.98	255,834.98	155,834.98	255,834.98	(0.00)	-	-	-	-
OF WHICH:													
Major Programs/Projects													
KRA No. 1 - Rapid, inclusive and sustained economic growth		12,854.98	481,846.54	481,846.54	162,854.98	481,846.54	162,854.98	481,846.54	(0.00)	-	-	-	-


Prepared by:


Ceazar Matthew D. Monterola
OIC-Supervising AO/Budget Officer/Accountant III

Certified Correct by:


Arlita E. Lopez
Chief Finance and Admin Division

Approved by:


Luis G. Banua
Regional Director