




MONTHLY REPORT OF DISBURSEMENTS
For the month of February 2020

Department: **NATIONAL ECONOMIC DEVELOPMENT AUTHORITY**
 Agency: **National Economic and Development Authority**
 Operating Unit: **Region IV-A**
 Organization Code (UACS): _____
 Funding Source Code (as clustered): **101**

PARTICULARS	CURRENT YEAR BUDGET					PRIOR YEAR'S BUDGET											TRUST LIABILITIES					GRAND TOTAL					REMARKS	
	PS	MOOE	FIN EXP.	CO	TOTAL	PRIOR YEAR'S ACCOUNTS PAYABLE					CURRENT YEAR'S ACCOUNTS PAYABLE						PS	MOOE	FIN EXP.	CO	TOTAL	PS	MOOE	FIN EXP.	CO	TOTAL		
						PS	MOOE	FIN EXP.	CO	SUBTOTAL	PS	MOOE	FIN EXP.	CO	SUBTOTAL	TOTAL												
1	2	3	4	5	6=(2+3+4+5)	7	8	9	10	11=(7+8+9+10)	12	13	14	15	16=(12+13+14+15)	17=(11+16)	18	19	20	21	22=(19+20+21)	23	24	25	26	27=(23+24+25+26)	28	
Notice of Cash Allocation																												
MDS Checks Issued	157,606.88	128,423.02			286,029.90					-					-	-							157,606.88	128,423.02	-	-	286,029.90	
Advice to Debit Account	1,909,811.26	223,338.02			2,133,149.28	27,123.18				27,123.18					-	27,123.18						1,936,934.44	223,338.02	-	-	2,160,272.46		
Working Fund (NCA issued to BTr)					-					-					-	-												
Tax Remittance Advices Issued (TRA)	226,952.71	6,797.95			233,750.66					-					-	-						226,952.71	6,797.95	-	-	233,750.66		
Cash Disbursement Ceiling (CDC)					-					-					-	-												
Non-Cash Availment Authority (NCAA)					-					-					-	-												
Others (CDT, BTr Docs stamp, etc.)					-					-					-	-												
TOTAL	2,294,370.85	358,558.99	-	-	2,652,929.84	27,123.18	-	-	-	27,123.18	-	-	-	-	-	27,123.18	-	-	-	-	-	2,321,494.03	358,558.99	-	-	2,680,053.02		

SUMMARY:	Previous Report			This month			As of date		
	Previous Report	This month	As of date	Previous Report	This month	As of date	Previous Report	This month	As of date
Total Disbursements Authorities Received									
NCA	2,544,000.00	2,545,000.00	5,089,000.00						
Working Fund	-	-	-						
TRA	208,009.42	233,750.66	441,760.08						
CDC	-	-	-						
NCAA	-	-	-						
Others (CDT, BTr Docs stamp, etc.)	-	-	-						
Less: Notice of Transfer Allocations (NTA)* iss									
Total Disbursements Authorities Available	2,752,009.42	2,778,750.66	5,530,760.08						
Less: Lapsed NCA									
Disbursements	2,340,241.42	2,680,053.02	5,020,294.44						
Balance of Disbursements as of date	411,768.00	98,697.64	510,465.64						0.00

	Previous Month	This month	As of date
Total Disbursement Program	2,544,000.00	2,877,000.00	5,421,000.00
Less: *Actual Disbursements	2,340,241.42	2,680,053.02	5,020,294.44
(Over)/Under Spending	203,758.58	196,946.98	400,705.56

Prepared By: <u>MARY CREZEL A. PRANGAN</u> AA II Date: March 03, 2020	Certified Correct  CHERRY C. VILLEGAS Accountant III Date: 03-03-2020	Recommending Approval  MARLO E. CHAVEZ OIC CAO Date:	Approved By:  LUIS G. BANUA Regional Director Date:
---	--	---	--