

**MONTHLY REPORT OF DISBURSEMENTS**  
For the month of April 2020


Department: **NATIONAL ECONOMIC DEVELOPMENT AUTHORITY**  
 Agency: **National Economic and Development Authority**  
 Operating Unit: **Region IV-A**  
 Organization Code (UACS): \_\_\_\_\_  
 Funding Source Code (as clustered): **101**


PARTICULARS	CURRENT YEAR BUDGET					PRIOR YEAR'S BUDGET										TRUST LIABILITIES					GRAND TOTAL					REMARKS	
						PRIOR YEAR'S ACCOUNTS PAYABLE					CURRENT YEAR'S ACCOUNTS PAYABLE																
	PS	MOOE	FIN EXP.	CO	TOTAL	PS	MOOE	FIN EXP.	CO	SUBTOTAL	PS	MOOE	FIN EXP.	CO	SUBTOTAL	TOTAL	PS	MOOE	FIN EXP.	CO	TOTAL	PS	MOOE	FIN EXP.	CO		TOTAL
1	2	3	4	5	6=(2+3+4+5)	7	8	9	10	11=(7+8+9+10)	12	13	14	15	16=(12+13+14+15)	17=(11+16)	18	19	20	21	22=(19+20+21)	23	24	25	26	27=(23+24+25+26)	28
Notice of Cash Allocation																											
MDS Checks Issued	157,606.88	17,100.00			174,706.88					-					-	-						157,606.88	17,100.00	-	-	174,706.88	
Advice to Debit Account	1,717,560.03	207,916.42			1,925,476.45					-					-	-						1,717,560.03	207,916.42	-	-	1,925,476.45	
Working Fund (NCA issued to BTr)					-					-					-	-											
Tax Remittance Advices Issued (TRA)	221,033.16	5,062.76			226,095.92					-					-	-						221,033.16	5,062.76	-	-	226,095.92	
Cash Disbursement Ceiling (CDC)					-					-					-	-											
Non-Cash Availment Authority (NCAA)					-					-					-	-											
Others (CDT, BTr Docs stamp, etc.)					-					-					-	-											
<b>TOTAL</b>	<b>2,096,200.07</b>	<b>230,079.18</b>	<b>-</b>	<b>-</b>	<b>2,326,279.25</b>	<b>-</b>	<b>-</b>	<b>-</b>	<b>-</b>	<b>-</b>	<b>-</b>	<b>-</b>	<b>-</b>	<b>-</b>	<b>-</b>	<b>-</b>	<b>-</b>	<b>-</b>	<b>-</b>	<b>-</b>	<b>-</b>	<b>2,096,200.07</b>	<b>230,079.18</b>	<b>-</b>	<b>-</b>	<b>2,326,279.25</b>	


**SUMMARY:**

	Previous Report	This month	As of date
Total Disbursements Authorities Received			
NCA	7,828,000.00	3,014,000.00	10,842,000.00
Working Fund	-	-	-
TRA	685,636.82	226,095.92	911,732.74
CDC	-	-	-
NCAA	-	-	-
Others (CDT, BTr Docs stamp, etc.)	-	-	-
Less: Notice of Transfer Allocations (NTA)* is			
Total Disbursements Authorities Available	8,513,636.82	3,240,095.92	11,753,732.74
Less: Lapsed NCA	430,026.76	-	430,026.76
Disbursements	8,083,610.06	2,326,279.25	10,409,889.31
<b>Balance of Disbursements as of date</b>	<b>-</b>	<b>913,816.67</b>	<b>913,816.67</b>

	Previous Month	This month	As of date
Total Disbursement Program	7,966,000.00	2,725,000.00	10,691,000.00
Less: *Actual Disbursements	8,083,610.06	2,326,279.25	10,409,889.31
(Over)/Under Spending	(117,610.06)	398,720.75	281,110.69

Prepared By:   
 MARY CRUZEL A. PRANGAN  
 AA II  
 Date: May 03, 2020

Certified Correct   
 CHERRY C. VILLEGAS  
 Accountant III  
 Date:

Recommending Approval   
 MARLO E. CHAVEZ  
 OIC CAO  
 Date:

Approved By:   
 LUIS G. ANUA  
 Regional Director  
 Date: