

MONTHLY REPORT OF DISBURSEMENTS
For the month of March 2020


Department: NATIONAL ECONOMIC DEVELOPMENT AUTHORITY
 Agency: National Economic and Development Authority
 Operating Unit: Region IV-A
 Organization Code (UACS):
 Funding Source Code (as clustered): 101


PARTICULARS	CURRENT YEAR BUDGET					PRIOR YEAR'S BUDGET										TRUST LIABILITIES					GRAND TOTAL					REMARK	
						PRIOR YEAR'S ACCOUNTS PAYABLE					CURRENT YEAR'S ACCOUNTS PAYABLE																
	PS	MOOE	FIN EXP.	CO	TOTAL	PS	MOOE	FIN EXP.	CO	SUBTOTAL	PS	MOOE	FIN EXP.	CO	SUBTOTAL	TOTAL	PS	MOOE	FIN EXP.	CO	TOTAL	PS	MOOE	FIN EXP.	CO		TOTAL
1	2	3	4	5	6=(2+3+4+5)	7	8	9	10	11=(7+8+9+10)	12	13	14	15	16=(12+13+14+15)	17=(11+16)	18	19	20	21	22=(18+19+20+21)	23	24	25	26	27=(23+24+25+26)	28
Notice of Cash Allocation																											
MDS Checks Issued	160,106.88	109,798.63			269,905.51					-				-	-						-	160,106.88	109,798.63			269,905.51	
Advice to Debit Account	2,251,090.98	258,418.39			2,509,509.37	10,000.00	30,024.00			40,024.00				-	40,024.00						-	2,261,090.98	288,442.39			2,549,533.37	
Working Fund (NCA issued to BTr)					-					-				-	-						-						
Tax Remittance Advices Issued (TRA)	224,839.85	17,035.29			241,875.14		2,001.60			2,001.60				-	2,001.60						-	224,839.85	19,036.89			243,876.74	
Cash Disbursement Ceiling (CDC)					-					-				-	-						-						
Non-Cash Availment Authority (NCAA)					-					-				-	-						-						
Others (CDT, BTr Docs stamp, etc.)					-					-				-	-						-						
TOTAL	2,636,037.71	385,252.31			3,021,290.02	10,000.00	32,025.60			42,025.60					42,025.60							2,646,037.71	417,277.91			3,063,315.62	


SUMMARY:


	Previous Report	This month	As of date
Total Disbursements Authorities Received			
NCA	5,089,000.00	2,739,000.00	7,828,000.00
Working Fund	-	-	-
TRA	441,760.08	243,876.74	685,636.82
CDC	-	-	-
NCAA	-	-	-
Others (CDT, BTr Docs stamp, etc.)	-	-	-
Less: Notice of Transfer Allocations (NTA)* is			
Total Disbursements Authorities Available	5,530,760.08	2,982,876.74	8,513,636.82
Less: Lapsed NCA	-	430,026.76	430,026.76
Disbursements	5,020,294.44	3,063,315.62	8,083,610.06
Balance of Disbursements as of date	510,465.64	(510,465.64)	-

	Previous Month	This month	As of date
Total Disbursement Program	5,421,000.00	2,545,000.00	7,966,000.00
Less: *Actual Disbursements	5,020,294.44	3,063,315.62	8,083,610.06
(Over)/Under Spending	400,705.56	(518,315.62)	(117,610.06)

Prepared By: 
 MARY CREZEL A. BRANGAN
 AA II
 Date: April 01, 2020

Certified Correct 
 CHERRY C. VILLEGAS
 Accountant III
 Date:

Recommending Approval 
 MARLO E. CHAVEZ
 OIC CAO
 Date:

Approved By: 
 LUIS G. BENUA
 Regional Director
 Date: