

STATEMENT OF APPROPRIATION, ALLOTMENTS, OBLIGATIONS, DISBURSEMENTS AND BALANCES  
As of September 30, 2020

Department : National Economic and Development Authority (NEDA)  
 Agency : Office of the Director-General  
 Operating Units : NEDA Regional Offices  
 Organization Code (UACS) : 240010300004  
 Funding Source Code : 101

	Current Year Appropriation
	Supplemental Appropriation
	Continuing Appropriation

NEDA Regional Office IV-A

PARTICULARS	UACS CODE	Appropriations			Allotments				Current Year Obligations				Current Year Disbursement				Balances				
		Authorized Appropriation	Adjustments (Transfer To/From, Realignment)	Adjusted Appropriations	Allotments Received	Adjustments (Withdrawal, Realignment)	Transfer To	Transfer From	Adjusted Total Allotments	1st Quarter ending March 31	2nd Quarter ending June 30	3rd Quarter ending Sep. 30	Total Obligation	1st Quarter ending March 31	2nd Quarter ending June 30	3rd Quarter ending Sep. 30	Total Disbursement	Unreleased Appropriations	Unobligated Allotment	Unpaid Obligations (15-20) = (23+24)	
1	2	3	4	5=(3+4)	6	7	8	9	10=(6+(-)(7)+8+9)	11	12	13	15=(11+12+13+14)	16	17	18	20=16+17+18+19)	21=(5-10)	22=(10-15)	23	24
<b>1. AGENCY SPECIFIC BUDGET</b>																					
General Administration Support (GAS)	1000001000010000																				
A.1.a. General Management and Supervision	1000001000010000																				
Personal Services		57,076.88		57,076.88	57,076.88	-			57,076.88	19,291.27			19,291.27	19,291.27	-	-	19,291.27	-	37,785.61	-	-
Maint. & Other Operating Exp.(MOOE)																					
Financial Expenses																					
Capital Outlay																					
<b>Total GAS A.1.a.1</b>		<b>57,076.88</b>	<b>-</b>	<b>57,076.88</b>	<b>57,076.88</b>	<b>-</b>	<b>-</b>	<b>-</b>	<b>57,076.88</b>	<b>19,291.27</b>	<b>-</b>	<b>-</b>	<b>19,291.27</b>	<b>19,291.27</b>	<b>-</b>	<b>-</b>	<b>19,291.27</b>	<b>-</b>	<b>37,785.61</b>	<b>-</b>	<b>-</b>
<b>OPERATIONS</b>																					
MFO 1: SOCIO-ECONOMIC AND PHYSICAL PLANNING AND POLICY SERVICES	300000000 3101001000010000																				
Formulation and Updating of National, Inter-regional, Regional and Sectoral Socio Economic, Physical and Dev't Policies and Plans	301010000																				
Personal Services		47,402.52		47,402.52	47,402.52	-			47,402.52		19,181.29		19,181.29	-	-	19,181.29	19,181.29	-	28,221.23	-	-
Maint. & Other Operating Exp.(MOOE)																					
Financial Expenses																					
Capital Outlay																					
<b>Total MFO 1-A.III.a</b>		<b>47,402.52</b>	<b>-</b>	<b>47,402.52</b>	<b>47,402.52</b>	<b>-</b>	<b>-</b>	<b>-</b>	<b>47,402.52</b>	<b>-</b>	<b>19,181.29</b>	<b>-</b>	<b>19,181.29</b>	<b>-</b>	<b>-</b>	<b>19,181.29</b>	<b>19,181.29</b>	<b>-</b>	<b>28,221.23</b>	<b>-</b>	<b>-</b>
MFO 2: TECHNICAL SUPPORT AND ADVISORY SERVICES	3101001000040000																				
Prov. Of Tech. Support Services to the NEDA Board and its Committees.																					
Personal Services		170,155.84		170,155.84	170,155.84	-			170,155.84	592.85			592.85	592.85	-	-	592.85	-	169,562.99	-	-
Maint. & Other Operating Exp.(MOOE)																					
Financial Expenses																					
Capital Outlay																					
<b>Total MFO 2 - A.III.c.1</b>		<b>170,155.84</b>	<b>-</b>	<b>170,155.84</b>	<b>170,155.84</b>	<b>-</b>	<b>-</b>	<b>-</b>	<b>170,155.84</b>	<b>592.85</b>	<b>-</b>	<b>-</b>	<b>592.85</b>	<b>592.85</b>	<b>-</b>	<b>-</b>	<b>592.85</b>	<b>-</b>	<b>169,562.99</b>	<b>-</b>	<b>-</b>

STATEMENT OF APPROPRIATION, ALLOTMENTS, OBLIGATIONS, DISBURSEMENTS AND BALANCES  
As of September 30, 2020

Department : National Economic and Development Authority (NEDA)  
 Agency : Office of the Director-General  
 Operating Units : NEDA Regional Offices  
 Organization Code (UACS) : 240010300004  
 Funding Source Code : 101

	Current Year Appropriation
	Supplemental Appropriation
	Continuing Appropriation

NEDA Regional Office IV-A

PARTICULARS 1	UACS CODE 2	Appropriations			Allotments				Current Year Obligations				Current Year Disbursement				Balances							
		Authorized Appropriation 3	Adjustments (Transfer To)From, Realignment) 4	Adjusted Appropriations 5=(3+4)	Allotments Received 6	Adjustments (Withdrawal, Realignment) 7	Transfer To 8	Transfer From 9	Adjusted Total Allotments 10=-(6+)(7)+8+9	1st Quarter ending March 31 11	2nd Quarter ending June 30 12	3rd Quarter ending Sep. 30 13	Total Obligation 15=-(11+12+13+14)	1st Quarter ending March 31 16	2nd Quarter ending June 30 17	3rd Quarter ending Sep. 30 18	Total Disbursement 20=16+17+18+19	Unreleased Appropriations 21=(5-10)	Unobligated Allotment 22=(10-15)	Unpaid Obligations (15-20) = (23+24) 23 Due and Demandable 24 Not Yet Due and Demandable				
A.III.b. (NRO/RDC) <i>Personal Services</i> Maint. & Other Operating Exp.(MOOE) Financial Expenses Capital Outlay	310100100002000			-	-	-	-	-	-	-	-	-	-	-	-	-	-	-	-	-	-	-	-	-
Total MFO 2 A.III.b.2		-	-	-	-	-	-	-	-	-	-	-	-	-	-	-	-	-	-	-	-	-	-	-
A.III.b. (NRO/RDC) <i>Personal Services</i> Maint. & Other Operating Exp.(MOOE) Financial Expenses Capital Outlay	310100100003000			-	-	-	-	-	-	-	-	-	-	-	-	-	-	-	-	-	-	-	-	-
Total MFO 2 A.III.b.2		170,155.84	-	170,155.84	170,155.84	-	-	-	170,155.84	592.85	-	-	592.85	592.85	-	-	592.85	-	-	169,562.99	-	-	-	-
MFO 3: INVESTMENT PROGRAMMING SERVICES A.III.c.1 <i>Personal Services</i> Maint. & Other Operating Exp.(MOOE) Financial Expenses Capital Outlay	310200100002000	128,443.42		128,443.42	128,443.42	-	-	-	128,443.42	3,296.65	-	-	3,296.65	3,296.65	-	-	3,296.65	-	-	125,146.77	-	-	-	-
Total MFO 3 A.III.c.1		128,443.42	-	128,443.42	128,443.42	-	-	-	128,443.42	3,296.65	-	-	3,296.65	3,296.65	-	-	3,296.65	-	-	125,146.77	-	-	-	-

STATEMENT OF APPROPRIATION, ALLOTMENTS, OBLIGATIONS, DISBURSEMENTS AND BALANCES  
As of September 30, 2020

Department : National Economic and Development Authority (NEDA)  
 Agency : Office of the Director-General  
 Operating Units : NEDA Regional Offices  
 Organization Code (UACS) : 240010300004  
 Funding Source Code : 101

	Current Year Appropriation
	Supplemental Appropriation
	Continuing Appropriation

NEDA Regional Office IV-A

PARTICULARS 1	UACS CODE 2	Appropriations			Allotments					Current Year Obligations				Current Year Disbursement				Balances			
		Authorized Appropriation 3	Adjustments (Transfer To/From, Realignment) 4	Adjusted Appropriations 5=(3+4)	Allotments Received 6	Adjustments (Withdrawal, Realignment) 7	Transfer To 8	Transfer From 9	Adjusted Total Allotments 10=-(6+)(7)+8+9	1st Quarter ending March 31 11	2nd Quarter ending June 30 12	3rd Quarter ending Sep. 30 13	Total Obligation 15=-(11+12+13+14)	1st Quarter ending March 31 16	2nd Quarter ending June 30 17	3rd Quarter ending Sep. 30 18	Total Disbursement 20=16+17+18+19	Unreleased Appropriations 21=(5-10)	Unobligated Allotment 22=(10-15)	Unpaid Obligations (15-20) = (23+24)	
																		Due and Demandable 23	Not Yet Due and Demandable 24		
MFO 4: MONITORING AND EVALUATION SERVICES A.III.d.1.a (NCO/NRO)	310300100001000																				
Personal Services		126,883.86		126,883.86	126,883.86	-			126,883.86				-	-	-	-	-	-		126,883.86	-
Maint. & Other Operating Exp.(MOOE)													-	-	-	-	-	-			
Financial Expenses													-	-	-	-	-	-			
Capital Outlay													-	-	-	-	-	-			
<b>Total MFO 4 A.III.d.1.b</b>		<b>126,883.86</b>	<b>-</b>	<b>126,883.86</b>	<b>126,883.86</b>	<b>-</b>	<b>-</b>	<b>-</b>	<b>126,883.86</b>	<b>-</b>	<b>-</b>	<b>-</b>	<b>-</b>	<b>-</b>	<b>-</b>	<b>-</b>	<b>-</b>	<b>-</b>	<b>-</b>	<b>126,883.86</b>	<b>-</b>
<b>Total Operations</b>		<b>472,885.64</b>	<b>-</b>	<b>472,885.64</b>	<b>472,885.64</b>	<b>-</b>	<b>-</b>	<b>-</b>	<b>472,885.64</b>	<b>3,889.50</b>	<b>-</b>	<b>19,181.29</b>	<b>23,070.79</b>	<b>3,889.50</b>	<b>-</b>	<b>19,181.29</b>	<b>23,070.79</b>	<b>-</b>	<b>-</b>	<b>449,814.85</b>	<b>-</b>
<b>Total Agency Specific Budget</b>		<b>591,046.73</b>	<b>-</b>	<b>591,046.73</b>	<b>591,046.73</b>	<b>-</b>	<b>-</b>	<b>-</b>	<b>591,046.73</b>	<b>37,123.18</b>	<b>-</b>	<b>19,181.29</b>	<b>56,304.47</b>	<b>37,123.18</b>	<b>-</b>	<b>19,181.29</b>	<b>56,304.47</b>	<b>-</b>	<b>-</b>	<b>534,742.26</b>	<b>-</b>
Personal Services		529,962.52		529,962.52	529,962.52				529,962.52	23,180.77		19,181.29	42,362.06	23,180.77		19,181.29	42,362.06			487,600.46	
Miscellaneous and Other Operating Expenses																					
Financial Expenses																					
Capital Outlay																					
<b>Total</b>		<b>529,962.52</b>	<b>-</b>	<b>529,962.52</b>	<b>529,962.52</b>	<b>-</b>	<b>-</b>	<b>-</b>	<b>529,962.52</b>	<b>23,180.77</b>	<b>-</b>	<b>19,181.29</b>	<b>42,362.06</b>	<b>23,180.77</b>	<b>-</b>	<b>19,181.29</b>	<b>42,362.06</b>	<b>-</b>	<b>-</b>	<b>487,600.46</b>	<b>-</b>
<b>II. AUTOMATIC APPROPRIATIONS</b>																					
Retirement and Life Insurance Premium (RLIP)																					
GAS		12,752.13		12,752.13	12,752.13				12,752.13	10,726.94			10,726.94	10,726.94			10,726.94			2,025.19	
MFO1		12,481.35		12,481.35	12,481.35				12,481.35											12,481.35	
MFO2		11,128.70		11,128.70	11,128.70				11,128.70											11,128.70	
MFO3		10,973.41		10,973.41	10,973.41				10,973.41	3,215.47			3,215.47	3,215.47			3,215.47			7,757.94	
MFO4		13,748.62		13,748.62	13,748.62				13,748.62											13,748.62	
Personal Services		<b>61,084.21</b>	<b>-</b>	<b>61,084.21</b>	<b>61,084.21</b>	<b>-</b>	<b>-</b>	<b>-</b>	<b>61,084.21</b>	<b>13,942.41</b>	<b>-</b>	<b>-</b>	<b>13,942.41</b>	<b>13,942.41</b>	<b>-</b>	<b>-</b>	<b>13,942.41</b>	<b>-</b>	<b>-</b>	<b>47,141.80</b>	<b>-</b>
<b>Total Automatic Appropriations</b>		<b>61,084.21</b>	<b>-</b>	<b>61,084.21</b>	<b>61,084.21</b>	<b>-</b>	<b>-</b>	<b>-</b>	<b>61,084.21</b>	<b>13,942.41</b>	<b>-</b>	<b>-</b>	<b>13,942.41</b>	<b>13,942.41</b>	<b>-</b>	<b>-</b>	<b>13,942.41</b>	<b>-</b>	<b>-</b>	<b>47,141.80</b>	<b>-</b>

STATEMENT OF APPROPRIATION, ALLOTMENTS, OBLIGATIONS, DISBURSEMENTS AND BALANCES  
As of September 30, 2020

Department : National Economic and Development Authority (NEDA)  
 Agency : Office of the Director-General  
 Operating Units : NEDA Regional Offices  
 Organization Code (UACS) : 240010300004  
 Funding Source Code : 101

	Current Year Appropriation
	Supplemental Appropriation
	Continuing Appropriation

NEDA Regional Office IV-A

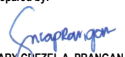



PARTICULARS	UACS CODE	Appropriations			Allotments				Current Year Obligations				Current Year Disbursement				Balances				
		Authorized Appropriation	Adjustments (Transfer To)From, Realignment)	Adjusted Appropriations	Allotments Received	Adjustments (Withdrawal, Realignment)	Transfer To	Transfer From	Adjusted Total Allotments	1st Quarter ending March 31	2nd Quarter ending June 30	3rd Quarter ending Sep. 30	Total Obligation	1st Quarter ending March 31	2nd Quarter ending June 30	3rd Quarter ending Sep. 30	Total Disbursement	Unreleased Appropriations	Unobligated Allotment	Unpaid Obligations (15-20) = (23+24)	
1	2	3	4	5=(3+4)	6	7	8	9	10=-(6+(-)7)+8+9	11	12	13	15=-(11+12+13+14)	16	17	18	20=16+17+18+19	21=(5-10)	22=(10-15)	23	24
<b>III. SPECIAL PURPOSE FUND</b>																					
<b>Miscellaneous Personnel Benefits Fund</b>																					
Personal Services				-	-	-	-	-	-	-	-	-	-	-	-	-	-	-	-	-	-
Maint. & Other Operating Exp.(MOOE)				-	-	-	-	-	-	-	-	-	-	-	-	-	-	-	-	-	-
Financial Expenses				-	-	-	-	-	-	-	-	-	-	-	-	-	-	-	-	-	-
Capital Outlay				-	-	-	-	-	-	-	-	-	-	-	-	-	-	-	-	-	-
<b>Total MPBF</b>				-	-	-	-	-	-	-	-	-	-	-	-	-	-	-	-	-	-
<b>Pensions and Gratuity Fund</b>																					
Personal Services				-	-	-	-	-	-	-	-	-	-	-	-	-	-	-	-	-	-
Maint. & Other Operating Exp.(MOOE)				-	-	-	-	-	-	-	-	-	-	-	-	-	-	-	-	-	-
Financial Expenses				-	-	-	-	-	-	-	-	-	-	-	-	-	-	-	-	-	-
Capital Outlay				-	-	-	-	-	-	-	-	-	-	-	-	-	-	-	-	-	-
<b>Total PGF</b>				-	-	-	-	-	-	-	-	-	-	-	-	-	-	-	-	-	-
<b>Total SPECIAL PURPOSE FUND</b>				-	-	-	-	-	-	-	-	-	-	-	-	-	-	-	-	-	-
Personal Services	PS	-	-	-	-	-	-	-	-	-	-	-	-	-	-	-	-	-	-	-	-
Miscellaneous and Other Operating Exp.	MOOE	-	-	-	-	-	-	-	-	-	-	-	-	-	-	-	-	-	-	-	-
Financial Expenses	FE	-	-	-	-	-	-	-	-	-	-	-	-	-	-	-	-	-	-	-	-
Capital Outlay	CO	-	-	-	-	-	-	-	-	-	-	-	-	-	-	-	-	-	-	-	-
<b>Total</b>				-	-	-	-	-	-	-	-	-	-	-	-	-	-	-	-	-	-
<b>GRAND TOTAL</b>		591,046.73	-	591,046.73	591,046.73	-	-	-	591,046.73	37,123.18	-	19,181.29	56,304.47	37,123.18	-	19,181.29	56,304.47	-	534,742.26	-	-

STATEMENT OF APPROPRIATION, ALLOTMENTS, OBLIGATIONS, DISBURSEMENTS AND BALANCES  
As of September 30, 2020

Department : National Economic and Development Authority (NEDA)  
 Agency : Office of the Director-General  
 Operating Units : NEDA Regional Offices  
 Organization Code (UACS) : 240010300004  
 Funding Source Code : 101

	Current Year Appropriation
	Supplemental Appropriation
	Continuing Appropriation

NEDA Regional Office IV-A

PARTICULARS	UACS CODE	Appropriations			Allotments				Current Year Obligations				Current Year Disbursement				Balances				
		Authorized Appropriation	Adjustments (Transfer To/From, Realignment)	Adjusted Appropriations	Allotments Received	Adjustments (Withdrawal, Realignment)	Transfer To	Transfer From	Adjusted Total Allotments	1st Quarter ending March 31	2nd Quarter ending June 30	3rd Quarter ending Sep. 30	Total Obligation	1st Quarter ending March 31	2nd Quarter ending June 30	3rd Quarter ending Sep. 30	Total Disbursement	Unreleased Appropriations	Unobligated Allotment	Unpaid Obligations (15-20) = (23+24)	
1	2	3	4	5=(3+4)	6	7	8	9	10=(6+(-)(7)+8+9)	11	12	13	15=(11+12+13+14)	16	17	18	20=16+17+18+19)	21=(5-10)	22=(10-15)	23	24
Personal Services		591,046.73	-	591,046.73	591,046.73	-	-	-	591,046.73	37,123.18	-	19,181.29	56,304.47	37,123.18	-	19,181.29	56,304.47	-	534,742.26	-	-
Miscellaneous and Other Operating Expenses		-	-	-	-	-	-	-	-	-	-	-	-	-	-	-	-	-	-	-	-
Financial Expenses		-	-	-	-	-	-	-	-	-	-	-	-	-	-	-	-	-	-	-	-
Capital Outlay		-	-	-	-	-	-	-	-	-	-	-	-	-	-	-	-	-	-	-	-
<b>GRAND TOTAL</b>		<b>591,046.73</b>	<b>-</b>	<b>591,046.73</b>	<b>591,046.73</b>	<b>-</b>	<b>-</b>	<b>-</b>	<b>591,046.73</b>	<b>37,123.18</b>	<b>-</b>	<b>19,181.29</b>	<b>56,304.47</b>	<b>37,123.18</b>	<b>-</b>	<b>19,181.29</b>	<b>56,304.47</b>	<b>-</b>	<b>534,742.26</b>	<b>-</b>	<b>-</b>
Recapitulation		-	-	-	-	-	-	-	-	-	-	-	-	-	-	-	-	-	-	-	-
MFO 1		59,883.87	-	59,883.87	59,883.87	-	-	-	59,883.87	-	-	19,181.29	19,181.29	-	-	19,181.29	19,181.29	-	40,702.58	-	-
MFO 2		181,284.54	-	181,284.54	181,284.54	-	-	-	181,284.54	592.85	-	-	592.85	592.85	-	-	592.85	-	180,691.69	-	-
MFO 3		139,416.83	-	139,416.83	139,416.83	-	-	-	139,416.83	6,512.12	-	-	6,512.12	6,512.12	-	-	6,512.12	-	132,904.71	-	-
MFO 4		140,632.48	-	140,632.48	140,632.48	-	-	-	140,632.48	-	-	-	-	-	-	-	-	-	140,632.48	-	-
<b>Total</b>		<b>521,217.72</b>	<b>-</b>	<b>521,217.72</b>	<b>521,217.72</b>	<b>-</b>	<b>-</b>	<b>-</b>	<b>521,217.72</b>	<b>7,104.97</b>	<b>-</b>	<b>19,181.29</b>	<b>26,286.26</b>	<b>7,104.97</b>	<b>-</b>	<b>19,181.29</b>	<b>26,286.26</b>	<b>-</b>	<b>494,931.46</b>	<b>-</b>	<b>-</b>
OF WHICH:																					
Major Programs/Projects																					
KRA No. 1 - Rapid, inclusive and sustained economic growth.		591,046.73	-	591,046.73	591,046.73	-	-	-	591,046.73	37,123.18	-	19,181.29	56,304.47	37,123.18	-	19,181.29	56,304.47	-	534,742.26	-	-
Prepared by:		Certified Correct:				Noted by:				Approved By:											
 MARY CREZEL A. PRANGAN Administrative Assistant II		 CHERRY C. VILLEGAS Accountant III				 MARLO E. CHAVEZ OIC CAO				 LUIS G. BANUA Regional Director											

**SUMMARY OF APPROVED BUDGET, UTILIZATIONS, DISBURSEMENTS AND BALANCES BY OBJECT OF EXPENDITURES**  
As of September 30, 2020

Department : NATIONAL ECONOMIC AND DEVELOPMENT AUTHORITY  
 Agency : NEDA Regional Office IV-A  
 Operating Unit : NEDA Regional Office IV-A  
 Organization Code (UACS) : 24001030004  
 Funding Source Code (as clustered) : 101

	Current Year Appropriations
	Continuing Appropriations
	Supplemental Appropriations

Particulars	UACS CODE	Approved Budget			Budget Utilization				Disbursements				Balances			
		Approved Budgeted Revenue	Adjustments (Additions, Reductions, Realignment)	Adjusted Budgeted Revenue	1st Quarter Ending March 31	2nd Quarter Ending June 30	3rd Quarter Ending Sept. 30	Total Budget Utilization	1st Quarter Ending March 31	2nd Quarter Ending June 30	3rd Quarter Ending Sept. 30	Total Disbursement	Unutilized Budget	Unpaid Utilizations (10-15) = (17+18)		
														Due and Demandable/Accounts Payable	Not Yet Due and Demandable	
1	2	3.00	4.00	5=[3+(-)4]	6.00	7.00	8.00	10=(6+7+8+9)	11.00	12.00	13.00	15=(11+12+13+14)	16=(5-10)	17.00	18.00	
<b>SUMMARY</b>																
<b>A. AGENCY SPECIFIC BUDGET</b>																
<b>Personnel Services</b>																
Basic Salary - Civilian	50101010-01	131,953.77		131,953.77	23,180.77		19,181.29	42,362.06	23,180.77	-	19,181.29	42,362.06	89,591.71	-	-	-
PERA - Civilian	50102010-01	80,366.54		80,366.54				-	-	-	-	-	80,366.54	-	-	-
Representation Allowance (RA)	50102020-00	21,250.00		21,250.00				-	-	-	-	-	21,250.00	-	-	-
Transportation Allowance (TA)	50102030-01	86,250.00		86,250.00				-	-	-	-	-	86,250.00	-	-	-
Clothing/Uniform Allowance - Civilian	50102040-01	30,000.00		30,000.00				-	-	-	-	-	30,000.00	-	-	-
Productivity Incentive Allowance - Civilian	50102080-01	-		-				-	-	-	-	-	-	-	-	-
Honoraria - Civilian	50102100-01	-		-				-	-	-	-	-	-	-	-	-
Bonus - Civilian	50102140-01	97,000.00		97,000.00				-	-	-	-	-	97,000.00	-	-	-
Cash Gift - Civilian	50102150-01	-		-				-	-	-	-	-	-	-	-	-
Productivity Enhancement Incentive - Civilian	50102990-12	4,000.00		4,000.00				-	-	-	-	-	4,000.00	-	-	-
Mid-Year Bonus - Civilian	50102990-36	17,539.00		17,539.00				-	-	-	-	-	17,539.00	-	-	-
Anniversary Bonus - Civilian	50102990-38	-		-				-	-	-	-	-	-	-	-	-
Pag-IBIG - Civilian	50103020-01	-		-				-	-	-	-	-	-	-	-	-
PhilHealth - Civilian	50103030-01	3.21		3.21				-	-	-	-	-	3.21	-	-	-
ECIP - Civilian	50103040-01	1,600.00		1,600.00				-	-	-	-	-	1,600.00	-	-	-
Lump-sum for Step Increments - Length of Service	50104990-10	55,000.00		55,000.00				-	-	-	-	-	55,000.00	-	-	-
Other Personnel Benefits	50104990-99	5,000.00		5,000.00				-	-	-	-	-	5,000.00	-	-	-
Collective Negotiation Agreement Incentive Civilian	50102990-11	-		-				-	-	-	-	-	-	-	-	-
<b>Total Personal Services(PS)</b>		<b>529,962.52</b>	<b>-</b>	<b>529,962.52</b>	<b>23,180.77</b>	<b>-</b>	<b>19,181.29</b>	<b>42,362.06</b>	<b>23,180.77</b>	<b>-</b>	<b>19,181.29</b>	<b>42,362.06</b>	<b>487,600.46</b>	<b>-</b>	<b>-</b>	<b>-</b>

**SUMMARY OF APPROVED BUDGET, UTILIZATIONS, DISBURSEMENTS AND BALANCES BY OBJECT OF EXPENDITURES**  
As of September 30, 2020

Department : NATIONAL ECONOMIC AND DEVELOPMENT AUTHORITY  
 Agency : NEDA Regional Office IV-A  
 Operating Unit : NEDA Regional Office IV-A  
 Organization Code (UACS) : 24001030004  
 Funding Source Code (as clustered) : 101

	Current Year Appropriations
	Continuing Appropriations
	Supplemental Appropriations

Particulars	UACS CODE	Approved Budget			Budget Utilization				Disbursements				Balances		
		Approved Budgeted Revenue	Adjustments (Additions, Reductions, Realignment)	Adjusted Budgeted Revenue	1st Quarter Ending March 31	2nd Quarter Ending June 30	3rd Quarter Ending Sept. 30	Total Budget Utilization	1st Quarter Ending March 31	2nd Quarter Ending June 30	3rd Quarter Ending Sept. 30	Total Disbursement	Unutilized Budget	Unpaid Utilizations (10-15) = (17+18)	
														Due and Demandable/Accounts Payable	Not Yet Due and Demandable
1	2	3.00	4.00	5=[3+(-)4]	6.00	7.00	8.00	10=(6+7+8+9)	11.00	12.00	13.00	15=(11+12+13+14)	16=(5-10)	17.00	18.00
<b>Total MOOE</b>		-	-	-	-	-	-	-	-	-	-	-	-	-	-
<b>Capital Outlay</b>															
ICT Equipment															
<b>Total Capital Outlay</b>		-	-	-	-	-	-	-	-	-	-	-	-	-	-
<b>B. AUTOMATIC APPROPRIATIONS</b>															
Retirement and Life Insurance Premium	50103010-00	61,084.21		61,084.21	13,942.41			13,942.41	13,942.41	-	-	13,942.41	47,141.80	-	
<b>C. SPECIAL PURPOSE FUNDS</b>															
Miscellaneous Personnel Benefits Fund	50102990-14	-													
Pension and Gratuity	50104030-01	-													
<b>Sub total</b>		-													
<b>GRAND TOTAL</b>		591,046.73	-	591,046.73	37,123.18	-	19,181.29	56,304.47	37,123.18	-	19,181.29	56,304.47	534,742.26	-	

Prepared by:  MARY CREZEL A. PRANGAN Administrative Assistant II	Certified Correct:  CHERRY C. VILLEGAS Accountant III	Noted by:  MARLOE CHAVEZ OIC CAO	Approved By:  LUIS G. BANUA Regional Director
---	---	--	---