

MONTHLY REPORT OF DISBURSEMENTS
For the month of September 2020

Department: NATIONAL ECONOMIC DEVELOPMENT AUTHORITY
 Agency: National Economic and Development Authority
 Operating Unit: Region IV-A
 Organization Code (UACS): _____
 Funding Source Code (as clustered): 101

PARTICULARS	CURRENT YEAR BUDGET					PRIOR YEAR'S BUDGET										TRUST LIABILITIES				GRAND TOTAL					REMARKS		
	PS	MOOE	FIN EXP.	CO	TOTAL	PRIOR YEAR'S ACCOUNTS PAYABLE					CURRENT YEAR'S ACCOUNTS PAYABLE					PS	MOOE	FIN EXP.	CO	TOTAL	PS	MOOE	FIN EXP.	CO		TOTAL	
						PS	MOOE	FIN EXP.	CO	SUBTOTAL	PS	MOOE	FIN EXP.	CO	SUBTOTAL												TOTAL
1	2	3	4	5	6=(2+3+4+5)	7	8	9	10	11=(7+8+9+10)	12	13	14	15	16=(12+13+14+15)	17=(11+16)	18	19	20	21	22=(19+20+21)	23	24	25	26	27=(23+24+25+26)	28
Notice of Cash Allocation																											
MDS Checks Issued	130,441.56	179,356.98			309,798.54					-					-						-	130,441.56	179,356.98	-	-	309,798.54	
Advice to Debit Account	1,876,938.99	492,307.48			2,369,246.47					-					-						-	1,876,938.99	492,307.48	-	-	2,369,246.47	
Working Fund (NCA issued to BTr)					-					-					-						-						
Tax Remittance Advices Issued (TRA)	219,301.41	27,088.22			246,389.63					-					-						-	219,301.41	27,088.22	-	-	246,389.63	
Cash Disbursement Ceiling (CDC)					-					-					-						-						
Non-Cash Availment Authority (NCAA)					-					-					-						-						
Others (CDT, BTr Docs stamp, etc.)					-					-					-						-						
TOTAL	2,226,681.96	698,752.68			2,925,434.64																	2,226,681.96	698,752.68			2,925,434.64	

SUMMARY:

	Previous Report	This month	As of date
Total Disbursements Authorities Received			
NCA	23,033,000.00	2,322,000.00	25,355,000.00
Working Fund	-	-	-
TRA	2,037,995.42	246,389.63	2,284,385.05
CDC	-	-	-
NCAA	-	-	-
Others (CDT, BTr Docs stamp, etc.)	-	-	-
Less: Notice of Transfer Allocations (NTA)* is:			
Total Disbursements Authorities Available	25,070,995.42	2,568,389.63	27,639,385.05
Less: Lapsed NCA	954,294.36	1,214.63	955,508.99
Disbursements	23,758,441.42	2,925,434.64	26,683,876.06
Balance of Disbursements as of date	358,259.64	(358,259.64)	-

Total Disbursement Program
 Less: *Actual Disbursements
 (Over)/Under Spending


	Previous Month	This month	As of date
Total Disbursement Program	22,908,000.00	2,532,000.00	25,440,000.00
Less: *Actual Disbursements	23,758,441.42	2,925,434.64	26,683,876.06
(Over)/Under Spending	(850,441.42)	(393,434.64)	(1,243,876.06)

Prepared By:


MARY CREZEL A. PRANGAN
 AA II


Date: **October 5, 2020**

Certified Correct


CHERRY C. VILLEGAS
 Accountant III


Date: **October 5, 2020**

Recommending Approval


MARLO E. CHAVEZ
 OIC CAO

Date: **October 5, 2020**

Approved By:


LUIS G. BANUA
 Regional Director

Date: