





**MONTHLY REPORT OF DISBURSEMENTS**  
For the month of September 2020

**Department:** NATIONAL ECONOMIC DEVELOPMENT AUTHORITY  
**Agency:** Regional Development Council  
**Operating Unit:** Region IV-A  
**Organization Code (UACS):** \_\_\_\_\_  
**Funding Source Code (as clustered):** 101

PARTICULARS	CURRENT YEAR BUDGET					PRIOR YEAR'S BUDGET										TRUST LIABILITIES					GRAND TOTAL					REMARKS		
	PS	MOOE	FIN EXP.	CO	TOTAL	PRIOR YEAR'S ACCOUNTS PAYABLE					CURRENT YEAR'S ACCOUNTS PAYABLE					PS	MOOE	FIN EXP.	CO	TOTAL	PS	MOOE	FIN EXP.	CO	TOTAL			
						PS	MOOE	FIN EXP.	CO	SUBTOTAL	PS	MOOE	FIN EXP.	CO	SUBTOTAL													
1	2	3	4	5	6=(2+3+4+5)	7	8	9	10	11=(7+8+9+10)	12	13	14	15	16=(12+13+14+15)	17=(11+16)	18	19	20	21	22=(19+20+21)	23	24	25	26	27=(23+24+25+26)	28	
Notice of Cash Allocation																												
MDS Checks Issued		11,721.63			11,721.63					-					-	-					-		11,721.63				11,721.63	
Advice to Debit Account		547,483.59			547,483.59					-					-	-					-		547,483.59				547,483.59	
Working Fund (NCA issued to BTr)					-					-					-	-					-						-	
Tax Remittance Advices Issued (TRA)		13,216.14			13,216.14					-					-	-					-		13,216.14				13,216.14	
Cash Disbursement Ceiling (CDC)					-					-					-	-					-						-	
Non-Cash Availment Authority (NCAA)					-					-					-	-					-						-	
Others (CDT, BTr Docs stamp, etc.)					-					-					-	-					-						-	
<b>TOTAL</b>	-	572,421.36	-	-	572,421.36		-	-	-	-	-	-	-	-	-	-		-	-	-	-		572,421.36	-	-		572,421.36	

SUMMARY:	Previous Report			This month			As of date			Total Disbursement Program	Previous Month			This month			As of date											
Total Disbursements Authorities Received										4,000,000.00											4,440,000.00							
NCA	3,645,000.00			368,000.00			4,013,000.00																					
Working Fund																												
TRA	106,187.56			13,216.14			119,403.70																					
CDC																												
NCAA																												
Others (CDT, BTr Docs stamp, etc.)																												
Less: Notice of Transfer Allocations (NTA)* issued																												
Total Disbursements Authorities Available	3,751,187.56			381,216.14			4,132,403.70																					
Less: Lapsed NCA	499,229.49			194.63			499,424.12																					
Disbursements	3,060,558.22			572,421.36			3,632,979.58																					
<b>Balance of Disbursements as of date</b>	<b>191,399.85</b>			<b>(191,399.85)</b>			<b>0.00</b>																					

<b>Prepared By:</b>  <b>MAR CRIZ L. A. PRANGAN</b> <i>AA II</i>	<b>Certified Correct</b>  <b>CHERRY C. VILLEGAS</b> <i>Accountant III</i>	<b>Recommending Approval</b>  <b>MARLO E. CHAVEZ</b> <i>OIC CAO</i>	<b>Approved By:</b>  <b>LUIS G. BANUA</b> <i>Regional Director</i>
<b>Date:</b> October 5, 2020	<b>Date:</b>	<b>Date:</b>	<b>Date:</b>