





MONTHLY REPORT OF DISBURSEMENTS  
For the month of November 2020

Department: NATIONAL ECONOMIC DEVELOPMENT AUTHORITY  
 Agency: National Economic and Development Authority  
 Operating Unit: Region IV-A  
 Organization Code (UACS): \_\_\_\_\_  
 Funding Source Code (as clustered): 101

PARTICULARS	CURRENT YEAR BUDGET					PRIOR YEAR'S BUDGET											TRUST LIABILITIES					GRAND TOTAL					REMARKS	
	PS	MOOE	FIN EXP.	CO	TOTAL	PRIOR YEAR'S ACCOUNTS PAYABLE					CURRENT YEAR'S ACCOUNTS PAYABLE						PS	MOOE	FIN EXP.	CO	TOTAL	PS	MOOE	FIN EXP.	CO	TOTAL		
						PS	MOOE	FIN EXP.	CO	SUBTOTAL	PS	MOOE	FIN EXP.	CO	L	TOTAL												
1	2	3	4	5	6=(2+3+4+5)	7	8	9	10	11=(7+8+9+10)	12	13	14	15	16=(12+13+14)	17=(11+16)	18	19	20	21	22=(18+19+20+21)	23	24	25	26	27=(23+24+25+26)	28	
Notice of Cash Allocation																												
MDS Checks Issued	102,946.54	8,437.50			111,384.04																							
Advice to Debit Account	3,703,893.68	95,404.12			3,799,297.80																							
Working Fund (NCA issued to BTr)																												
Tax Remittance Advices Issued (TRA)	448,121.86	2,883.10			451,004.96																							
Cash Disbursement Ceiling (CDC)																												
Non-Cash Availment Authority (NCAA)																												
Others (CDT, BTr Docs stamp, etc.)																												
<b>TOTAL</b>	<b>4,254,962.08</b>	<b>106,724.72</b>			<b>4,361,686.80</b>																							

SUMMARY:				Previous Month			This month			As of date		
Total Disbursements Authorities Received		27,973,000.00	4,451,000.00	32,424,000.00		27,973,000.00	4,451,000.00	32,424,000.00				
NCA		-	-	-		-	-	-				
Working Fund		-	-	-		-	-	-				
TRA		2,512,837.35	451,004.96	2,963,842.31		2,512,837.35	451,004.96	2,963,842.31				
CDC		-	-	-		-	-	-				
NCAA		-	-	-		-	-	-				
Others (CDT, BTr Docs stamp, et		-	-	-		-	-	-				
Less: Notice of Transfer Allocations (NTA)* Issu		-	-	-		-	-	-				
Total Disbursements Authorities Available		30,445,837.35	4,910,004.96	35,355,842.31		30,445,837.35	4,910,004.96	35,355,842.31				
Less: Lapsed NCA		955,508.99	-	955,508.99		955,508.99	-	955,508.99				
Disbursements		29,026,606.38	4,361,686.80	33,388,293.18		29,026,606.38	4,361,686.80	33,388,293.18				
Balance of Disbursements as of date		463,721.98	548,318.16	1,012,040.14	0.00	463,721.98	548,318.16	1,012,040.14				

Total Disbursement Program			
Previous Month	This month	As of date	
27,973,000.00	4,451,000.00	32,424,000.00	
29,026,606.38	4,361,686.80	33,388,293.18	
(1,053,606.38)	89,313.20	(964,293.18)	

Prepared By:  MARY CREZE A. PRAI GAN AA II Date: December 03, 2020	Certified Correct  CHERRY C. VALLEGAS Accountant III Date: 12/04/2020	Recommending Approval  MARLO E. CHAVEZ Supervising Administrative Officer Date: 12/04/2020	Approved By:  LUIS G. BANUA Regional Director Date:
--	--	---	--